





A-Roll	B-Roll	Notes/Reference Images
<p>In this column, we put what our A-Roll is. Often this is an interview or narration.</p>	<p>Tight shot on characters being entered into one cell of a table in Word. Pull away to reveal table in Word doc.</p>	
<p>We also break up rows based on what you see on the screen. So if a piece of broll (footage that is not the speaker) changes</p>	<p>Wide shot of someone typing at a computer.</p>	
<p>Then we start in on a new row to reflect that change.</p>	<p>Tight shot of fingers hitting keys viewed from the side</p>	
<p>If you run out of rows you can right-click and add more.</p>	<p>Overhead of fingers on keys</p>	
<p>Some notation – If someone is being interviewed, begin that notation with SOT (sound on tape). For example – SOT (Sato) – I started as a photographer but moved to video as newspapers pivoted.</p>	<p>Medium shot from behind laptop, shooting above top of screen to show person at keyboard.</p>	 <p style="font-size: small; text-align: center;">shutterstock.com • 517191226</p>
<p>If you are having someone do narration, begin that with VO (voiceover) VO – PAT continues to serve parents during these uncertain times.</p>		